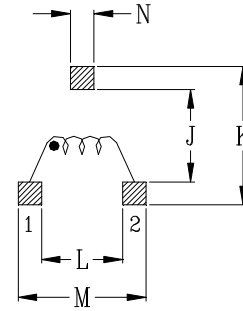
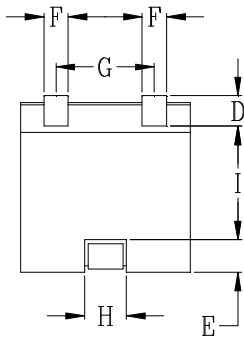
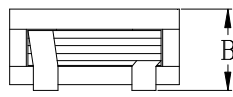
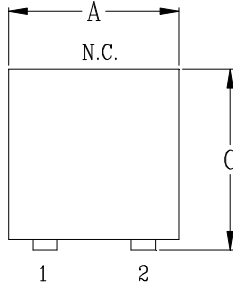


CYNTEC CO., LTD.

乾坤科技股份有限公司

HMP1360 Series

Mechanical dimensions



PCB LAYOUT

Dimensions (Unit : mm)

A	12.7±0.5	H	3.2
B	6.2 MAX	I	8.0
C	13.0±0.5	J	7.0
D	2.5	K	14.0
E	2.5	L	4.4
F	2.4	M	11.2
G	7.8	N	3.7

Electrical Characteristics: @25°C, 100KHz, 1V

Delta P/N	L ¹ (uH)	Li (uH)MIN.	DCR (mΩ) MAX	Isat ² (A)	Ir ³ (A)
HMP1360-0R5	0.50	0.40	1.0	40	45
HMP1360-R56	0.56	0.45	1.0	30	45
HMP1360M-0R6	0.60	0.48	1.0	35	45
HMP1360-1R0	1.00	0.80	1.3	30	35
HMP1360-1R0HS	1.00	0.80	2.5	40	25
HMP1360-1R2	1.20	0.96	1.3	25	35
HMP1360M-2R2	2.20	1.76	2.5	18	25
HMP1360M-2R4HS	2.40	1.50	6.6	30	15

1. Tolerance of inductance : ± 20%
2. Isat is the DC current which cause the inductance drop not less than Li
3. Ir is the DC current which cause the surface temperature of the part increase less than 45 °C.
4. Operating temperature: -40°C to 125°C (Self-temperature rise included).